

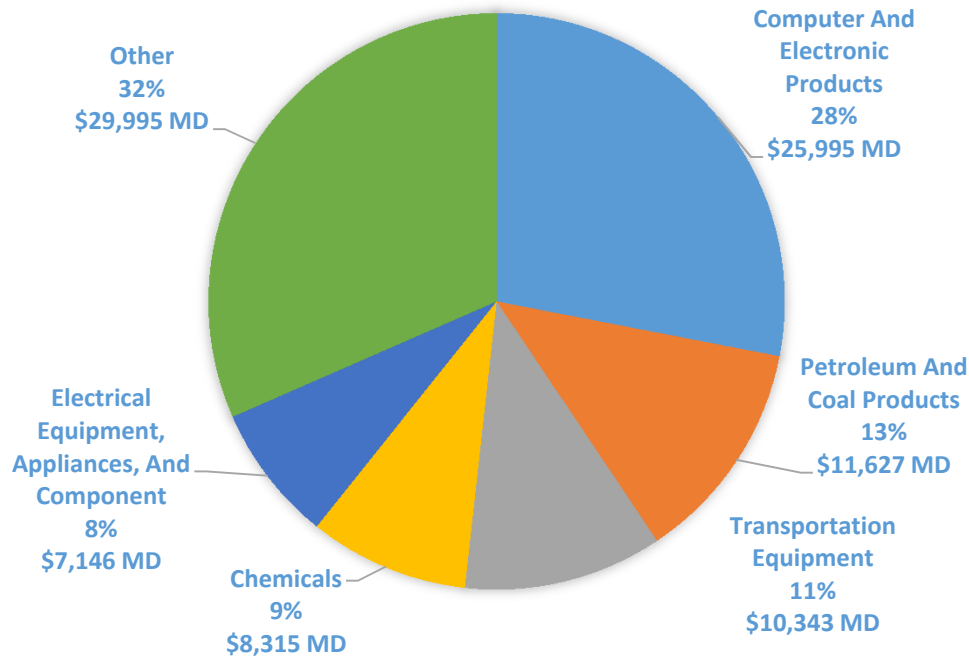
Texas - Mexico Trade Relationship

- In 2016, trade between Texas and Mexico surpassed **\$174 billion**
- Mexico is Texas's largest export market.

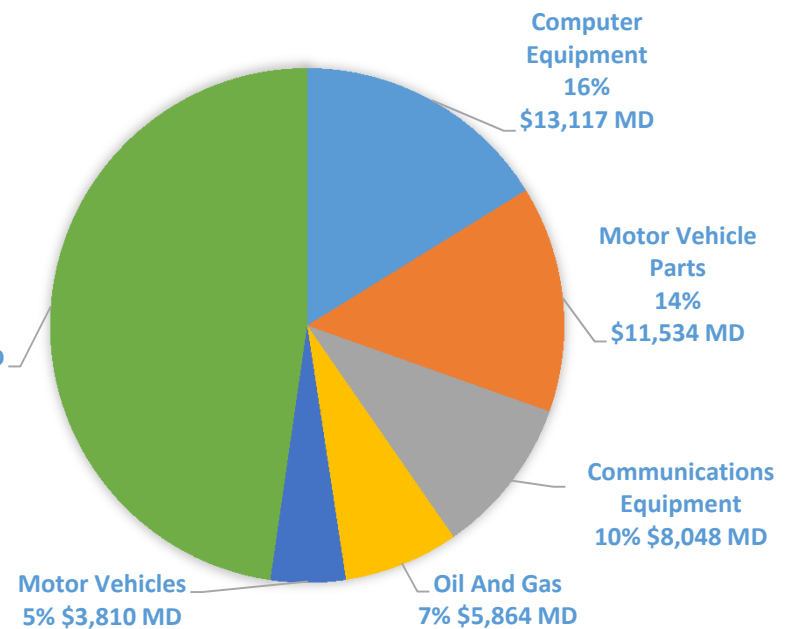


Texas – Mexico trade by industry

Top Export Industries to Mexico



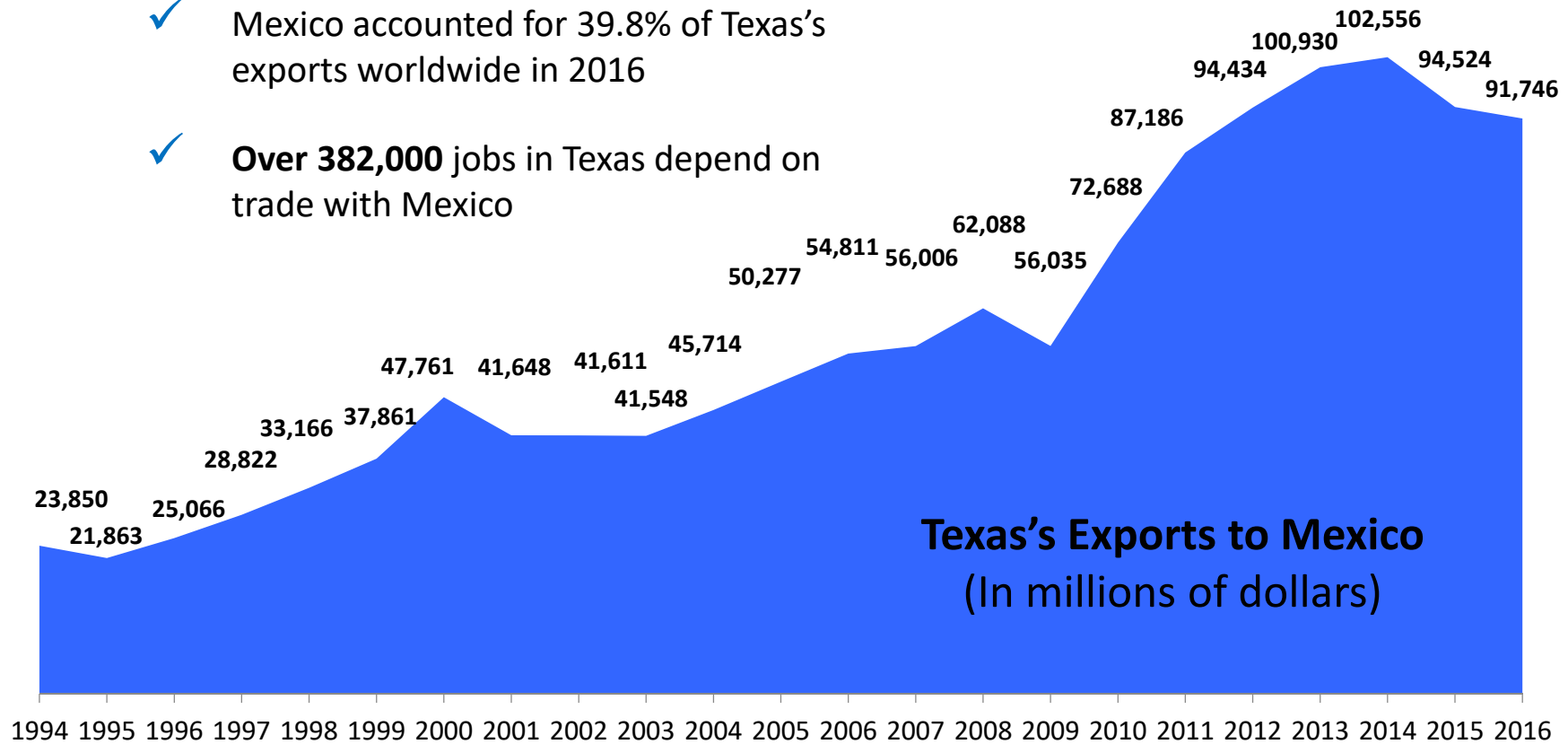
Top Import Industries from Mexico



Source: wisetrade.org (2016), NAICS

Texas's Exports to Mexico since NAFTA

- ✓ **350%** increase in Texas's exports to Mexico under NAFTA
- ✓ Mexico accounted for 39.8% of Texas's exports worldwide in 2016
- ✓ **Over 382,000** jobs in Texas depend on trade with Mexico



Sources: wisertrade.org (2016), Jobs figures are from 2014, according to *Growing Together: Economic Ties between the United States and Mexico*, Mexico Institute, Woodrow Wilson International Center for Scholars, 2016.

Texas – Mexico trade by main products

Exports to Mexico: millions of US dollars

| Product | 2016 |
|--|--------|
| Refined Oil Products | 11,421 |
| Parts of Office Machinery | 9,766 |
| Parts for Motor Vehicles | 5,113 |
| Automatic Data Process Machines | 3,504 |
| Electronic Integrated Circuits and Parts | 3,386 |
| Petroleum Gases | 2,646 |
| Electric Apparatus for Line Telephony, Parts | 2,331 |
| Insulate Wire & Optic Fiber Cables | 2,052 |
| Electrical Switchers | 1,932 |
| TVs, Video Monitors | 1,825 |

Imports from Mexico: millions of US dollars

| Product | 2016 |
|--|--------|
| Automatic Data Process Machines | 13,092 |
| Electric Apparatus for Line Telephony, Parts | 7,252 |
| Crude Oil | 5,863 |
| Parts for Motor Vehicles | 4,919 |
| Insulate Wire & Optic Fiber Cables | 4,321 |
| TVs, Video Monitors | 2,771 |
| Automobiles | 2,015 |
| Seats & Parts | 1,910 |
| Tractors | 1,638 |
| Refrigerators, Heat Pumps, and Parts | 1,515 |

Mexican investment supports jobs in Texas

- Mexican companies operate 1,010 business establishments in Texas and provide 20,235 local jobs.

